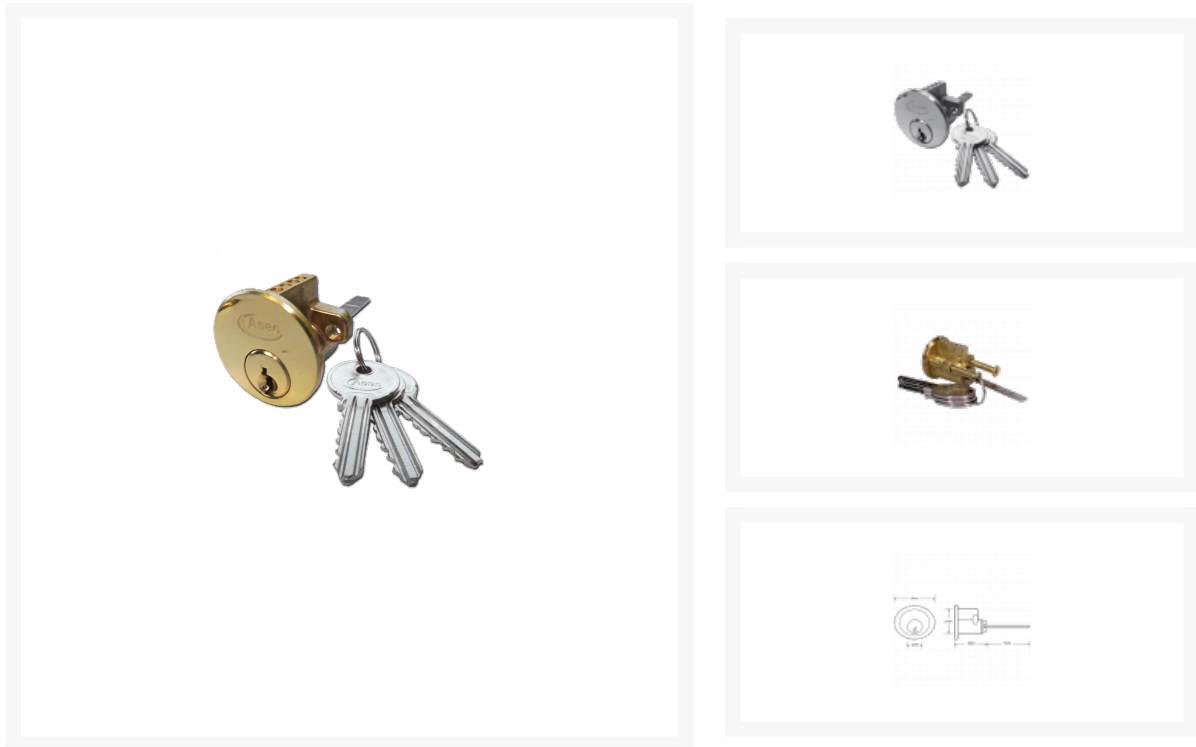




ASEC 6-Pin Rim Cylinder



Description

This Asec 6 pin rim cylinder is a good entry level cylinder and is often used in conjunction with a rim nightlatch on wooden doors. It is supplied complete with 3 keys and fixings, it is available in a choice of sizes and finishes and is ideal for remedial jobs.



Supplied With 3
Keys



6 Pin
Mechanism



Keyed To Differ



Call For Key
Cutting Services









Call For
Workshop
Services

Features

- Supplied with 3 Keys
- Supplied complete with fixing screw
- This cylinder can be keyed alike or master keyed through our workshop

Product Table

	<p>AS1428</p> <p>NP KD (Boxed)</p>
	<p>AS10795</p> <p>NP KD (Visi)</p>
	<p>AS1429</p> <p>PB KD (Boxed)</p>
	<p>AS10796</p> <p>PB KD (Visi)</p>
	<p>AS1453</p> <p>PC KD (Boxed)</p>
	<p>AS10797</p> <p>PC KD (Visi)</p>