




ASEC Double Rebated Panic Bolt Set



Description

Double rebated panic bolt/latch set to EN1125:2008. To comply with the standard the maximum size per door leaf is 2500mm high x 1300mm wide (up to 2420mm wide for both doors) up to 200kg in weight. This set is intended for use on a double leaf outward opening fire escape route doors.



Complies to BS EN 1125





Reversible Handing

Features

- Reversible handing
- Rim panic latch for first opening leaf
- Single panic bolt for second opening leaf
- Double door strike to secure the rim panic latch
- Push bar or pad to disengage the bolts for easy egress from the building in an emergency.

Product Table

	AS3103 LH
	AS3104 Reversible