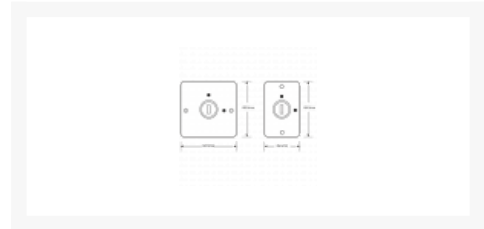




ASEC On/Off Key Switch





Description

Satin Stainless Steel on/off key switch with two width options.

Features

- Flush mounted
- Surface box available
- Sealed terminals, N/O & N/C contacts
- The key is removable in all positions
- Supplied with 2 keys

Product Table

 A square, brass-colored 1-gang switch with a central rotary knob. The knob has 'ON' and 'OFF' markings. A key is shown below the switch.	<p>AS8014</p> <p>1 Gang</p>
 A narrow, vertical, brass-colored switch with a central rotary knob. The knob has 'ON' and 'OFF' markings. Two screws are visible on the top and bottom of the switch.	<p>AS8015</p> <p>Narrow Style</p>