

Description

The Cisa 11610 is an electric rim lock with an internal push button. It is supplied with 3 keys and is suitable for internal wooden doors.



2 Year Guarantee



Supplied With 3 Keys



Call For Key Cutting
Services









Call For Workshop
Services

Features

- Grey finish
- Inside manual exit button
- Available with key override
- Rim cylinder or case only (3 keys supplied)
- Inward and outward opening models available

Product Table

	<p>L9666</p> <p>Inward Opening Case Only LH</p>
	<p>L9667</p> <p>Inward Opening Case Only RH</p>
	<p>L4251</p> <p>Inward Opening LH</p>
	<p>L4250</p> <p>Inward Opening RH</p>
	<p>L4253</p> <p>Outward Opening LH</p>
	<p>L4252</p> <p>Outward Opening RH</p>