





ASEC Standard Double Magnet



Description

Designed for double door applications, this surface mounted Asec standard double magnet is available monitored or unmonitored. The input voltage is switchable between 12V DC or 24 V DC and it has a holding force up to 1200lbs (544kg) per door.





Electronically Monitored

Features

- Holding force up to 1200lbs (544kg) per door
- Operating voltage 12/24Vdc (Selectable)
- Surface mounted
- Aluminium
- Fail Safe - Power to lock
- LED Status (Red/Green) - Monitored version
- Monitored version - Magnetic bond sensor monitor output remotely monitors the door lock or unlock status (N.C output - door opened; N.O output - door closed. (SPDT rated 0.25a at 12Vdc)

Product Table

	AS12267 12/24VDC Monitored
	AS12266 12/24VDC Unmonitored