





Description

Exit buttons may be used with Compact, Switch2 or Net2 systems. The E series is designed to match our range of PROXIMITY readers and keypads. They are supplied with a choice of black or white fascias which can be fitted in the final stages of installation. Replacement bezels are available to Paxton Access registered installers free of charge. The E series exit buttons are available in three sizes. They are suitable for interior use.

Features

- Robust exit buttons
- 3 sizes available in E series
- E series complements P series PROXIMITY readers and K series keypads
- Stylish Marine exit button
- Marine exit button uses a touch sensor

Product Table

	L14308 336-310 - 38mm E38
	L14305 356-310 - 50mm E50
	L14306 376-310 - 75mm E75
	L14307 376-320 - 75mm E75 c/w Screw Connector