



Description

The Paxton Entry standard panel is a door entry system that works standalone or alongside either Net2 or Paxton10 access control software for access control and video management. The panel is IPX5 rated making it suitable for external use in all weather conditions and is anthracite grey (RAL7016), meaning it will complement the windows and doors of many new builds and modern apartments.

Entry components simply interconnect using Cat5 or standard RJ45 terminated patch cables and can also utilise existing network infrastructure for simple installation. PoE technology runs power and data along the same cable to avoid the need for separate power supplies.




IP55

IP55 Ingress Protection Rating

Features

- IP55 rating for use in all weather conditions
- Reads Paxton and MIFARE® token technology
- Full colour camera with pan/tilt functionality to capture an angled view
- Built-in keypad and RFID reader
- Units auto detect on setup for straightforward installation
- IP and PoE technology for easy expansion

Product Table

	<div>L36005</div> <div>337-400 Flush</div>
	<div>L30551</div> <div>337-410 - Surface With Rain Hood</div>
	<div>L24823</div> <div>337-420 - Surface</div>